

twentytwentyone

DIVINA 20/21 cat. 2
 Designer: Finn Sködt
 Composition: 100% new wool
 Width: 150cm
 Weight: Approx. 820g/ lin. m
 Selvedge: Vertical
 Abrasion: 45000 Martindale
 Fire test: EN1021 ½; BS 5852 lg. s. 2-5
 DRY CLEAN ONLY
 Please note colours may differ on screen and print.
 Please contact us for further information or samples.
www.twentytwentyone.com



214



224



334



434



462



324




444



354



552




374




542




562



584




652



671



574



623



642



662



754



161



732




704




712



692



682



714



742



771



782



684




724

twentytwentyone

DIVINA 20/21 cat. 2
Designer: Finn Sködt
Composition: 100% new wool
Width: 150cm
Weight: Approx. 820g/ lin. m
Selvedge: Vertical
Abrasion: 45000 Martindale
Fire test: EN1021 ½; BS 5852 lg. s. 2-5
DRY CLEAN ONLY
Please note colours may differ on screen and print.
Please contact us for further information or samples.
www.twentytwentyone.com



793



191



762



791



832



922



973



893




904




842



934



991



171



824



944



384




173



154




181



691



984



393