

# COPENHAGUE / CPH 30 EXTENDABLE

DESIGN BY RONAN & ERWAN BOUROULLEC



Part of the Copenhagen range designed by Ronan and Erwan Bouroullec, the CPH 30 Extendable shares the same characteristic angled legs and strong identity that are consistent with the rest of the collection, yet its extendable design sets it apart. Supplementary extension leaves can easily be inserted into the table's central sliding mechanism, allowing the table to be extended to the required length. The table's flexible length makes it suitable for offices and public contexts, as well as workspace or dining solutions in home environments. CPH 30 Extendable is available in a number of sizes with an oak frame in different finishes, and the tabletop comes in a variety of wood, laminate or linoleum options. The extension leaves can be purchased separately.

## PRODUCT DETAILS

- / Multi-functional family of tables in different shapes, sizes, materials and colours.
- / Variety of veneer, laminate and linoleum tabletop colours and different frame finishes.
- / Supplementary extension leaves in different colours.
- / Sliding mechanism allows flexible length.
- / The CPH table collection features round tables with three legs (CPH 20), round table with four legs (CPH 25) and rectangular tables (CPH 30).
- / The series also includes desks (CPH 10, CPH 90, CPH 190).
- / Suitable for a wide variety of private and public environments.
- / Qualified for contract use.

# HAY

## MATERIAL

**TABLETOP** / 24 mm plywood tabletop with laminate, linoleum or veneer in different finishes. Bevelled edge. Tabletop edge matches frame finish. 1 mm laminate/2 mm linoleum.

Please note tabletop crossbar matches table frame.

**FRAME** / Slanted wooden legs featuring non-visible integrated screw-in adjustable feet that can be extended up to 12 mm to make the table level on uneven surfaces.

**LEAF** / 24 mm plywood beech with laminate or linoleum. Crossbar in 18 mm solid oak. Table leaves are available in 2 sizes.

**SUPPORT LEG** / Solid black painted beech. Inclusive adjustable glider.

## COLOUR & FINISH

Please note that the colour codes are indicative.

Please note that colour difference will occur between tabletop and leaves.

**TABLETOP** / Available in 7 different finishes.

- / Black linoleum (Forbo Nero 4023)
- / Grey linoleum (Forbo Ash 4132)
- / Off white linoleum (Forbo Mushroom 4176)
- / White laminate (Formica F3091)
- / Black stained oak veneer (RAL 9005)
- / Clear lacquered oak veneer
- / Matt lacquered oak veneer

**FRAME/CROSSBAR FINISH** / Available in 4 different finishes.

- / Black stained solid oak (RAL 9011) / With black stained plywood tabletop edge
- / Soaped solid oak / With raw plywood tabletop edge
- / Clear lacquered solid oak / With clear lacquered plywood tabletop edge
- / Matt lacquered solid oak / With matt lacquered plywood tabletop edge

## TABLETOP COLOUR



## FRAME / CROSSBAR FINISH



## CONSTRUCTION

The tabletop has a pre-mounted aluminum slide mechanism with lock and solid oak wood crossbars. It rests upon two sets of angled solid oak wood legs, which needs to be mounted to the tabletop. The tabletop has threaded inserts for easy attachment and disassembly with machine screws.

A suppt leg is available in black painted solid beech, which is required when adding three or four extension leaves. The leg is inserted into a steel keyhole bracket on the slide mechanism.

**TABLE COMBINATIONS**

TABLETOP \ FRAME	FRAME			
	BLACK STAINED	CLEAR LACQUERED	MATT LACQUERED	SOAPED
BLACK LINOLEUM	•		•	•
GREY LINOLEUM			•	•
OFF WHITE LINOLEUM			•	•
WHITE LAMINATE			•	•
BLACK STAINED OAK VENEER	•			
CLEAR LACQUERED OAK VENEER		•		
MATT LACQUERED OAK VENEER			•	

**LEAF COMBINATIONS**

LEAVES \ CROSSBAR	CROSSBAR			
	BLACK STAINED	CLEAR LACQUERED	MATT LACQUERED	SOAPED
BLACK LINOLEUM	•	•	•	•
GREY LINOLEUM			•	•
OFF WHITE LINOLEUM			•	•
WHITE LAMINATE			•	•

Separate support leg in black painted solid beech RAL 9011. To be used when adding three or four leaves.

We recommend that the crossbar matches the table frame finish. For tables with oak veneer tabletop we recommend leaves with black linoleum top and crossbar as the frame finish.

**TEST**

EN 15372: 2016 / Furniture - Strength, durability and safety - Requirements for non-domestic tables.  
L2: General use.

**DOWNLOADS**

Packshots and lifestyle photos, 2D / 3D files, care and maintenance instructions, test certificates, product fact sheets, and product presentations are available in our Image Bank at hay.com.

[Link to downloads.](#)

**CERTIFICATES**



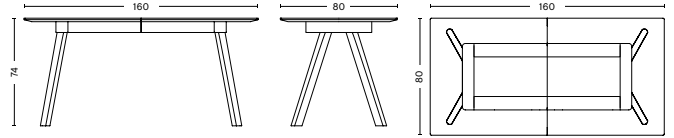
This product is made from FSC™-certified wood.

**NOTE**

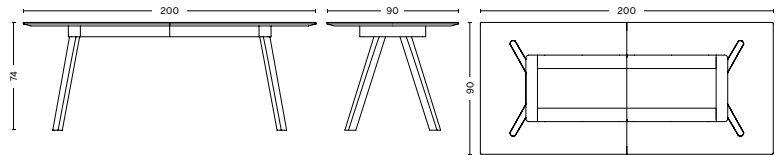
The extension leaves must be stored at normal room temperature, and the tabletops should not lie against each other or any other flat surfaces to give them adequate "air" during storage.

**TABLE DIMENSIONS**

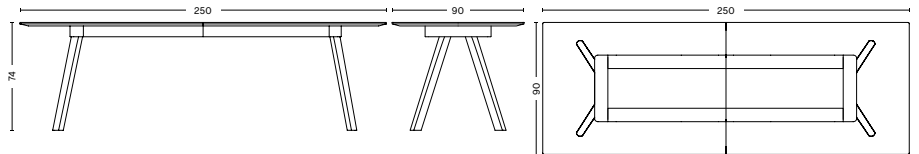
LENGTH / 160/310 cm / 62.99"/122.05"  
WIDTH / 80 cm / 31.5"  
HEIGHT / 74 cm / 29.13"  
Max. 3 leaves in size 50x80 cm



LENGTH / 200/400 cm / 78.74"/157.48"  
WIDTH / 90 cm / 35.43"  
HEIGHT / 74 cm / 29.13"  
Max. 4 leaves in size 50x90 cm

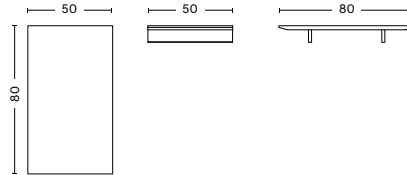


LENGTH / 250/450 cm / 98.43"/177.17"  
WIDTH / 90 cm / 35.43"  
HEIGHT / 74 cm / 29.13"  
Max. 4 leaves in size 50x90 cm

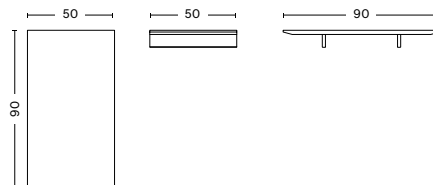


**LEAF DIMENSIONS**

LENGTH / 50 cm / 19.69"  
WIDTH / 80 cm / 31.5"



LENGTH / 50 cm / 19.69"  
WIDTH / 90 cm / 35.43"



**SUPPORT LEG DIMENSIONS**

DIAMETER 4,5 cm / 1.77"  
HEIGHT 66 cm / 25.98"  
To be used when adding 3 or 4 leaves

