



FLOYD-HI BED

design Piero Lissoni

Single or double bed with headboard structure in multilayer poplar and double-paneled fir-wood and padding in differentiated density polyurethane foam, acrylic fiber layers and covered in 100%polyether thermally bonded onto a polyamide velveteen backing.

Headrest cushion, leaning on the structure, in prewashed and sterilized goose down, stitched into separate compartments with insert in polyurethane foam. Bedstead structure in multilayer poplar and fir-wood and padding in differentiated density polyurethane foam and acrylic fiber layers, covered in 100% polyether thermally bonded onto a polyamide velveteen backing, assembled to the bedstead chassis, in 50x30mm tubular steel black epoxy powder coating. For the double bed version only, bedstead made of two separate parts connected by plates and secured with screws. Feet in laser-cut sheet steel, lacquered with epoxy powder coating gunmetal grey colour


with a floor support in brass satinized, finished with a transparent matt varnish and black PVC rings. Fabric or leather upholstery, both fully removable by zippers and Velcro fastenings. Fabric cover to protect the slat base, in 100% cotton col. Ecrú, fixed to the slat frame with Velcro fastening.

Also available in Queen and King size.

Predisposition for placing slat base, foreseen dimensions:

- cm.90x200
- cm.140x200
- cm.160x200 or (2) 80x200
- cm.180x200 or (2) 90x200
- cm.200x200 or (2) 100x200
- cm153x203 Queen size
- cm193x203 King size

Feet



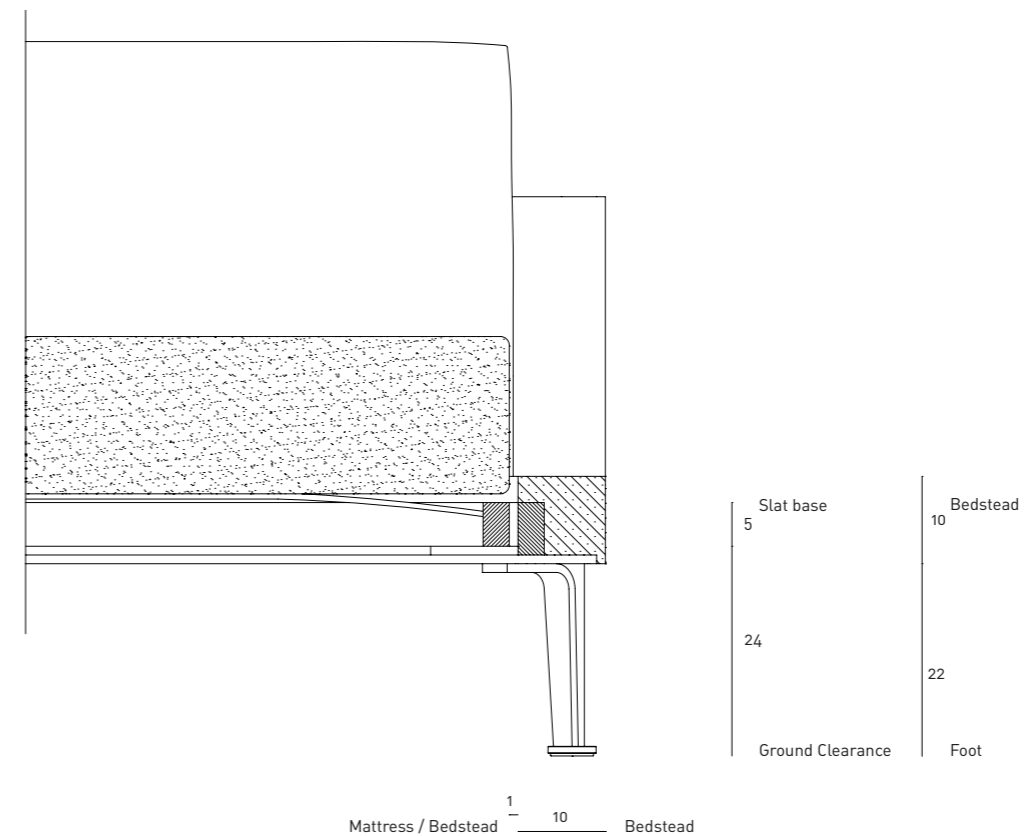
Steel with
Gunmetal Grey
Coating

Disk

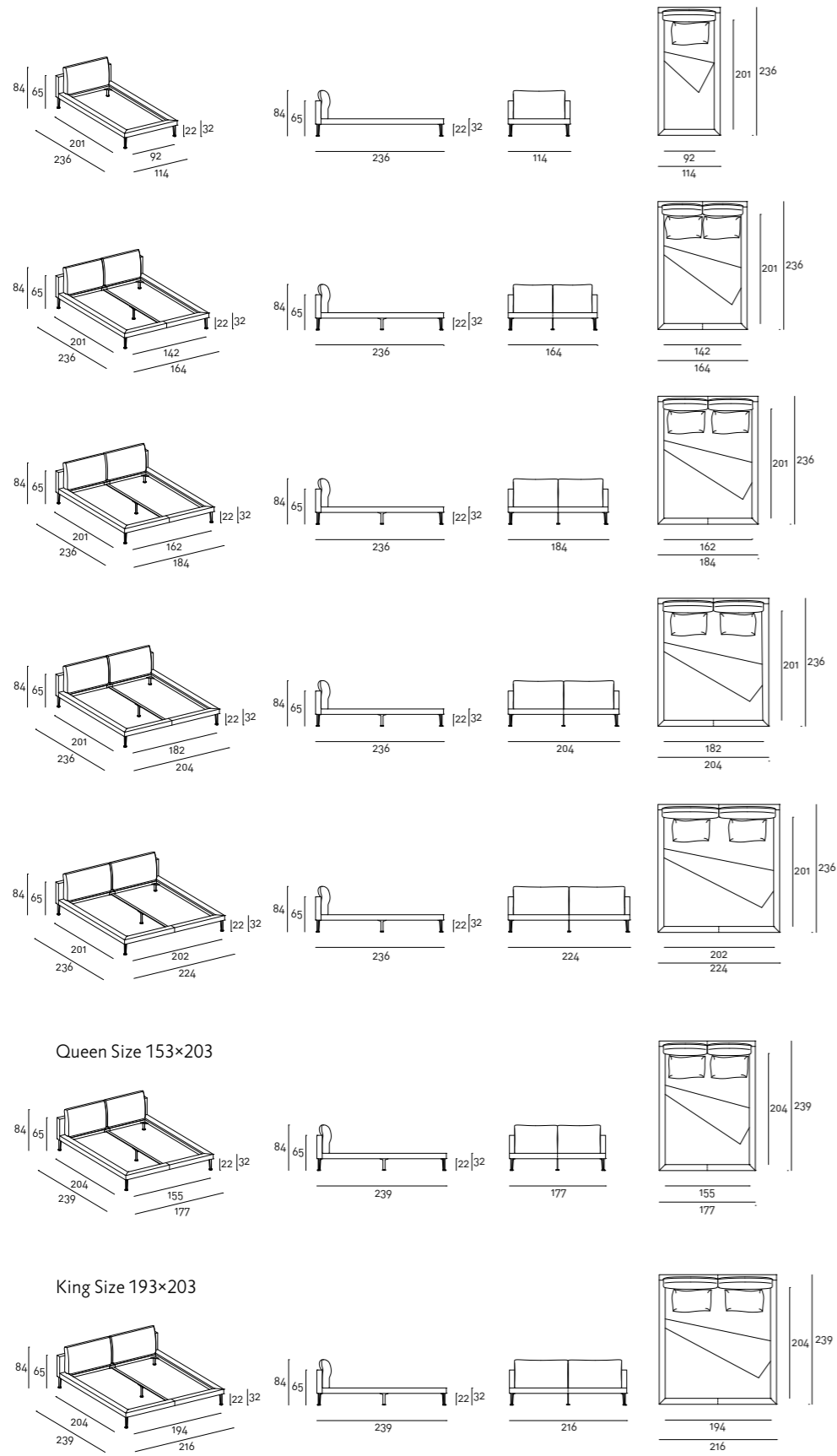


Matt Brass

Bed Section



Technical Drawings



Notes

For slatted bases and mattresses not supplied by the company, please forward the technical specifications.

For slatted bases and mattresses, please refer to the price list.



