



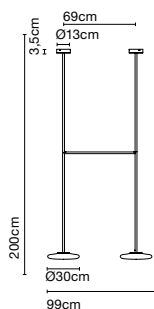
# Ihana

## Joanna Laajisto

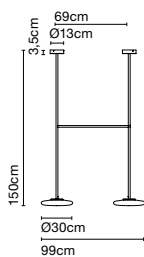
**marset**



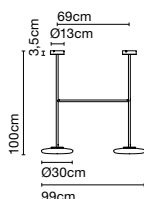
**Ihana x2 200**



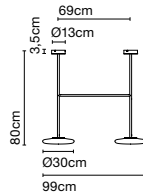
**Ihana x2 150**



**Ihana x2 100**



**Ihana x2 80**



**Lacquered steel structure which supports an opal blown glass shade.**

**Structure**

- Black (RAL 9005)

**Diffuser**

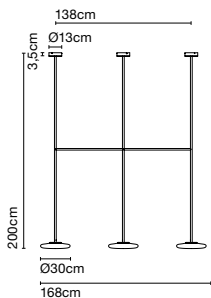
- White

**Ihana x3**

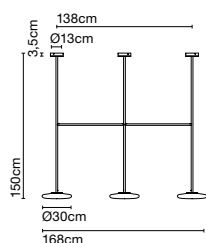
3x LED SMD 11,5W 700mA 2700K CRI90  
Light source 1066lm  
(included)

Dim to warm  
3x LED COB 6W  
1800K / 3000K CRI90  
Light source 684lm  
(included)

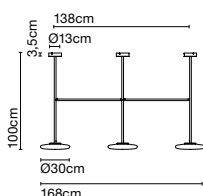
**Ihana x3 200**



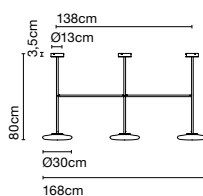
**Ihana x3 150**



**Ihana x3 100**



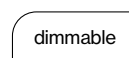
**Ihana x3 80**



**Ihana x2**

2x LED SMD 11,5W 700mA 2700K CRI90  
Light source 1066lm  
(included)

Dim to warm  
2x LED COB 6W  
1800K / 3000K CRI90  
Light source 684lm  
(included)



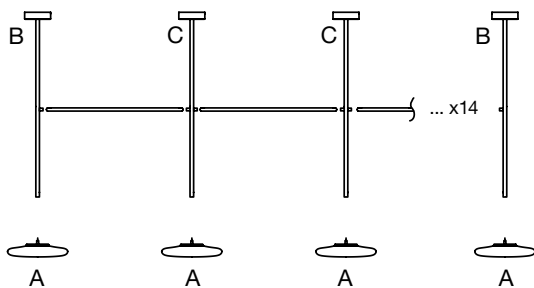
*Current input from any canopy.*

Phase cut dimmer leading and trailing edge.  
Dim to warm from 1800k to 3000K. (Triac)  
DALI

In search of the beauty of light, she created a sculptural lamp defined by its pure, almost graphic forms, and by the balance between rigidity and fragility.



### Ihana Customized configuration



#### Examples:

- Configuration x4: 4A + 1B + 2C
- Configuration x5: 5A + 1B + 3C
- Configuration x6: 6A + 1B + 4C
- Configuration x7: 7A + 1B + 5C
- Configuration x8: 8A + 1B + 6C
- Configuration x9: 9A + 1B + 7C
- Configuration x10: 10A + 1B + 8C
- Configuration x11: 11A + 1B + 9C
- Configuration x12: 12A + 1B + 10C
- Configuration x13: 13A + 1B + 11C
- Configuration x14: 14A + 1B + 12C

**Lacquered steel structure which supports an opal blown glass shade.**

#### Structure

- Black (RAL 9005)


#### Diffuser

- White

#### Ihana

LED SMD 11,5W 700mA 2700K CRI90  
Light source 1066lm  
(included)

Dim to warm  
LED COB 6W  
1800K / 3000K CRI90  
Light source 684lm  
(included)



Current input from any canopy.



Phase cut dimmer leading and trailing edge.  
Dim to warm from 1800k to 3000K. (Triac)  
DALI

#### Watch the video

info@marset.com  
www.marset.com

- [Download](#) Assembly Instructions
- [Download](#) Photometric Data
- [Download](#) 2D
- [Download](#) 3D
- [Download](#) Energy label

Ihana can be used to create light compositions. This is made possible by its structure, which can be extended to include 14 diffusers, connected to a single point of light.