



CZECH

DATA SHEET

# CZECH

DESIGN HERMANN CZECH, 1994



Bent beech-wood chair and armchair, with plywood or upholstered seat. The lacquered version is available with or without natural beech feet.



**SDCZECLGN**

Dimensions mm.

height 850 | width 420 | depth 510



**PTCZECLGN**

Dimensions mm.

height 850 | width 550 | depth 510



**SDCZECTES**

Dimensions mm.

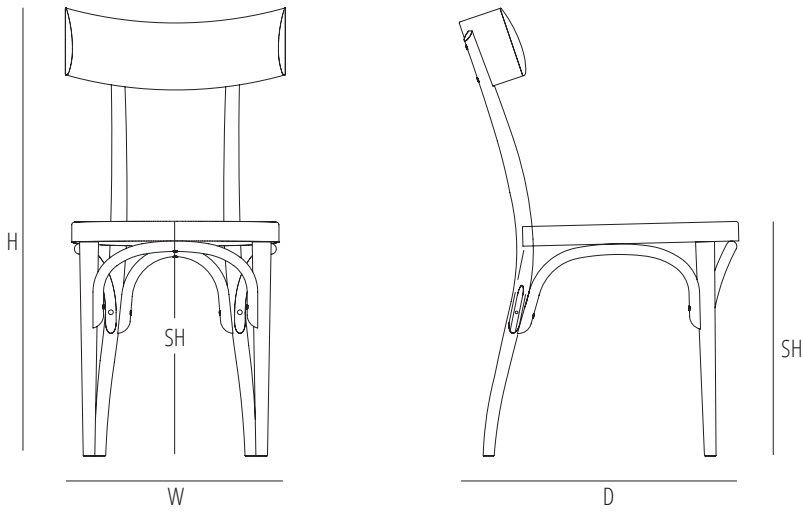
height 850 | width 420 | depth 510






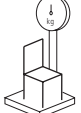
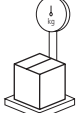
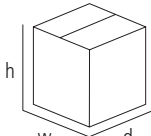
**PTCZECTES**

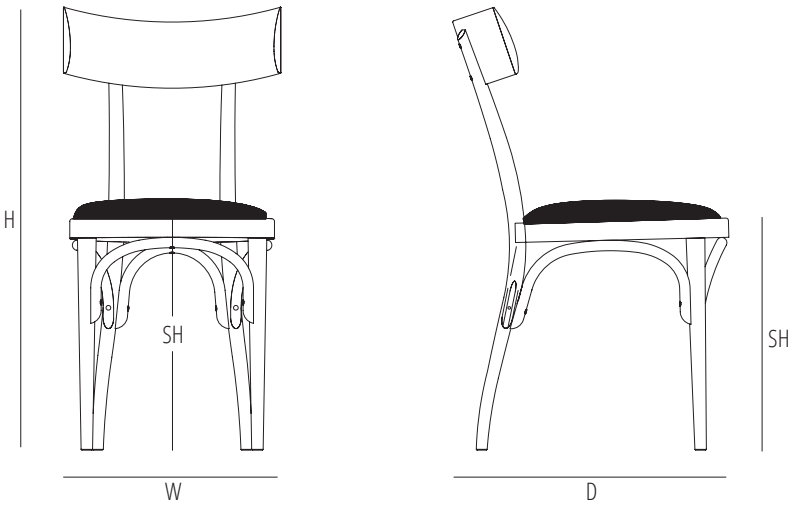
Dimensions mm.

height 850 | width 550 | depth 510




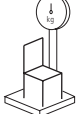
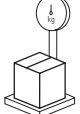
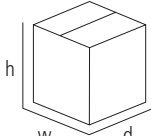


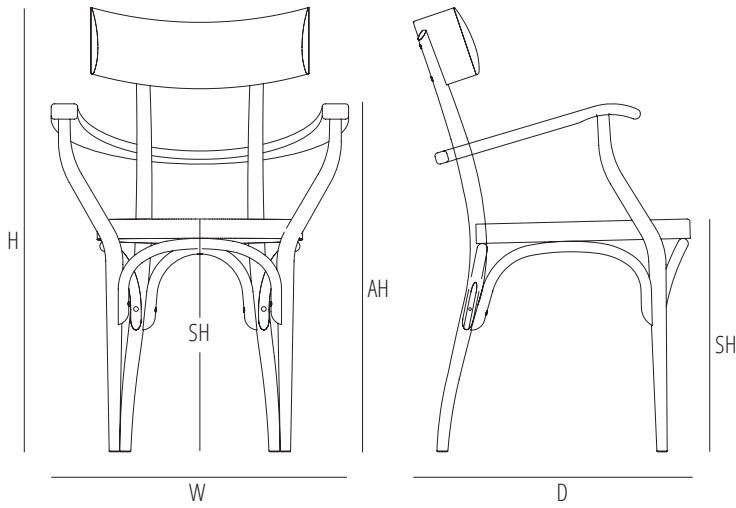
	H	W	D	SH	AH
mm	850	420	510	450	
inch	33,4	16,5	20,1	17,7	

 1
  max. 2
  0,36
  4
  7
 
 mm - inch  
 h 960 - 37,7  
 w 620 - 24,4  
 d 600 - 23,6

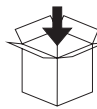


	H	W	D	SH	AH
mm	850	420	510	450	1 Pz/Pc: 50 cm. Linear x 140 cm h/width
inch	33,4	16,5	20,1	17,7	2 Pz/Pc: 50 cm. Linear x 140 cm h/width

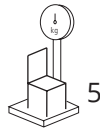
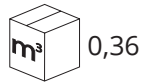
 1
  max. 2
  0,36
  4
  7
 
 mm - inch  
 h 960 - 37,7  
 w 620 - 24,4  
 d 600 - 23,6



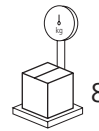
	H	W	D	SH	AH
mm	850	550	510	450	680
inch	33,4	21,6	20,1	17,7	26,7



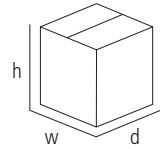
max. 1



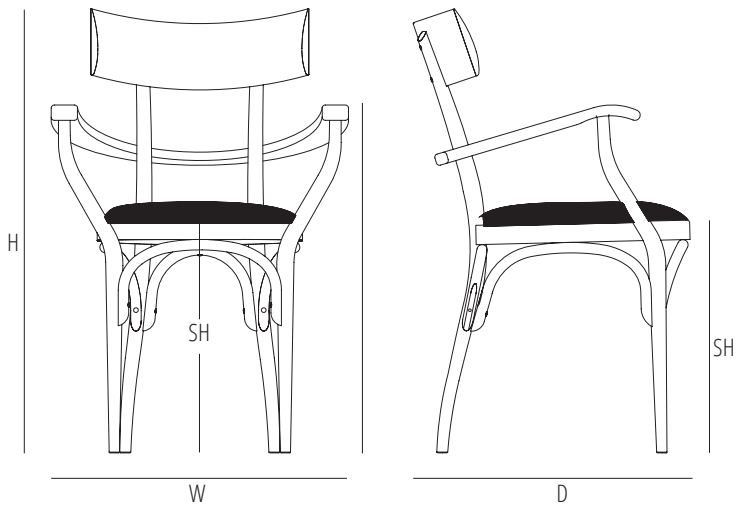
5



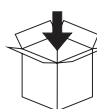
8



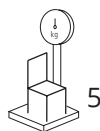
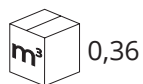
mm - inch  
h 960 - 37,7  
w 620 - 24,4  
d 600 - 23,6



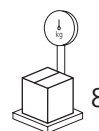
	H	W	D	SH	AH	
mm	850	550	510	450	680	1 Pz/Pc: 50 cm. Linear x 140 cm h/width
inch	33,4	21,6	20,1	17,7	26,7	2 Pz/Pc: 50 cm. Linear x 140 cm h/width



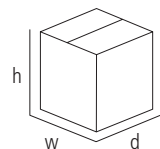
max. 1



5



8



mm - inch  
h 960 - 37,7  
w 620 - 24,4  
d 600 - 23,6

# Available finishes



The lacquered version is available with or without natural beech feet (B01).

## STAINED WOOD



B03 DARK WALNUT

B04 WENGÉ


B08 BEECH-WOOD STAINED IN NOCE CANALETTO

## LACQUERED WOOD



C01 - RAL 9005 BLACK

C02 - RAL 9010 PURE WHITE



D01 - RAL 1013 PEARL WHITE



D02 - RAL 7047 TELEGREY 4



D03 - RAL 7030 STONE GREY



D19 - S7502 G DARK GREY



D21 - S1510 Y80R POWDER PINK



D29 - S3060 Y60R RED ORANGE



D26 - S3560 Y80R CARMINE RED



D14 - RAL 3005 WINE RED



D30 - S3030 B PASTEL BLUE



D11 - RAL 7000 SQUIRREL GREY



D12 - RAL 7031 BLUE GREY



D25 - RAL 5011 STEEL BLUE



D15 - RAL 5020 OCEAN BLUE



D27 - S1050 Y10R MELON YELLOW



D28 - S2050 G90Y CAMPUS GREEN




D23 - S6020 G10Y DARK GREEN

## TESTS FOR CZECH

---

1. Seat impact resistance ANSI-BIFMA X5.1-2011/8
2. Backrest fatigue with non-tilting seat ANSI-BIFMA X5.1-2011/16
3. Fatigue strength of armrests ANSI-BIFMA X5.1-2011/13
4. Armrest resistance to vertical forces ANSI-BIFMA- X5.1-2011/13
5. Armrest resistance to horizontal forces ANSI-BIFMA X5.1-2011/14
6. Stability ANSI-BIFMA X5.1-2011/12
7. Backrest resistance ANSI-BIFMA X5.1-2011/18
8. Seat fatigue test ANSI-BIFMA X5.1-2011/11
9. Static load on front legs ANSI-BIFMA X5.1-2011/18
10. Static load on side legs ANSI-BIFMA X5.1-2011/18



Gebrüder Thonet Vienna GmbH  
Prinz Eugen Straße 42  
1040 Wien (AT)

**[www.gebruederthonetvienna.com](http://www.gebruederthonetvienna.com)**

Offices of the trademarks' licensee  
Production Furniture International S.p.A.  
Via Foggia, 23/H  
10152 Torino (TO) Italy

Phone: 0039 011 0133330 - [info@gebruederthonetvienna.com](mailto:info@gebruederthonetvienna.com)