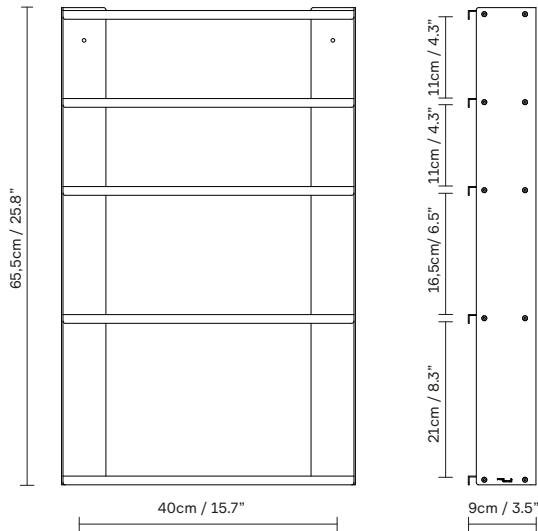


Taper Shelf 40x66

Product Fact Sheet

Taper Shelf 40x66

No. (2800) Taper Shelf 40x66



Dimensions:

W: 40 cm / 15.7", H: 65,5 cm / 25,8", D: 9 cm / 3.5"


Product description:

A delicate shallow yet spacious wall-mounted shelving unit that offers convenient storage in the kitchen, bathroom, office, hallway or living room. The angle brackets on the back ensure good stability and preserve the open expression. Each steel wall shelf has a gently rounded front to emphasize the detailing of the individual elements and give a smooth touch to the raw metal profiles. With its shallow depth, this functional shelf provides an elegant place to display your favourite objects and drop off your everyday carry.

Designer's thoughts:

'The design of the steel shelf unit began with the bent corners, which were intended both to frame the shelves, like a closed case, and act as the structure of the unit. The bent edges of the individual components soften the visual appearance of the hard steel and make it possible to minimize the thickness of the elements.' - Jonas Herman, Herman Studio

Finish:



Stainless
Steel
Brushed

Made-to-order:

Non-standard configurations (special colors etc.) are available upon request at a minimum order quantity

Product type: Shelf

Environment: Indoor

Material: 100% Stainless steel, Brushed

Country of origin: Lithuania

Net weight: 5,2 kg / 11,5 lb



Designed by/year of design: Herman Studio, 2023

Pre-assembled: Yes

Contract use: Yes

Scope of application: Shelf

Warranty: Form & Refine provides a five-year product warranty



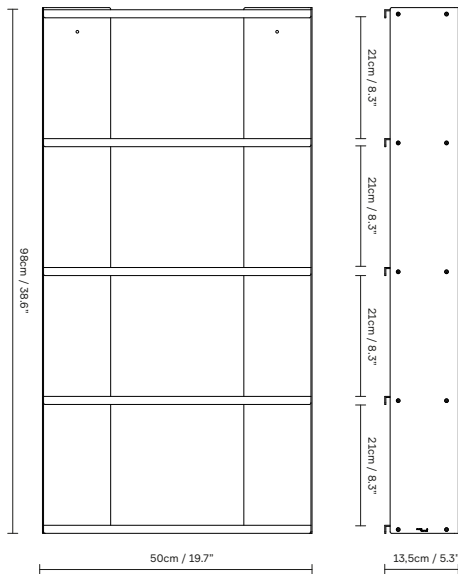
Taper Shelf 50x98

Product Fact Sheet

Taper Shelf

50x98

No. (2805) Taper Shelf 50 x 98



Dimensions:

W: 50 cm / 19.7", H: 98 cm / 38.6", D: 13,5 cm / 5.3"


Product description:

Functional Steel Shelf with Subtle Detail. This delicate yet spacious steel shelf unit offers practical storage for the kitchen, bathroom, office, hallway or living room. The angled brackets at the back provide stability while preserving the open, airy design. The gently rounded front of each shelf emphasises the craftsmanship of the individual elements and lends the raw steel profiles a smooth, tactile finish. With its generous depth, this functional unit provides an elegant place to display your favourite objects, kitchenware, stationery, bathroom accessories, or everyday essentials. Crafted from brushed stainless steel with four equally large areas.

Designer's thoughts:

"The design of the taper collection began with the bent corners, which were intended both to frame the units, like a closed case, and act as the structure. The bent edges of the individual components soften the visual appearance of the hard steel and make it possible to minimize the thickness of the elements"
– Jonas Herman, Herman Studio

Finish:



Stainless
Steel
Brushed

Made-to-order:

Non-standard configurations (special colors etc.) are available upon request at a minimum order quantity

Product type: Shelf

Environment: Indoor

Material: 100% Stainless steel, Brushed

Country of origin: Lithuania

Net weight: 13 kg / 28,7 lb

Designed by/year of design: Herman Studio, 2026

Pre-assembled: Yes

Contract use: Yes

Scope of application: Shelf

Warranty: Form & Refine provides a five-year product warranty