


Leather Premium

Home/Office, L40



Leather Premium is a relatively smooth cowhide leather with a flat grain and fine top sheen. It is dyed-through and lightly pigmented. The semi-aniline leather is soft to the touch and available in 22 colours.

Material	Semi-aniline nappa leather with a very soft and supple feel
Fastness to light	Type 5
Thickness	1.1–1.3 mm
Fastness to rubbing	Grade 4 dry and wet

Lounge Chair


Leather Premium (Santos palisander)



Leather Premium (classic)




Leather Premium (white-pigmented walnut)



Leather Premium (American cherry)



Leather Premium (black ash)



Leather Premium F

Home/Office, L50






The properties of Leather Premium F are equivalent to those of Leather Premium. However, Leather Premium F is processed with a tanning agent extracted from olive tree leaves (a waste product of the olive harvest), and the entire production process is carried out with the least hazardous chemicals in the smallest possible amounts. This sustainably produced semi-aniline leather is available in a selection of 6 colours.



Material	Semi-aniline nappa leather with a very soft and supple feel, vegetable tanned
Fastness to light	Type 5
Thickness	1.1-1.3 mm
Abrasion resistance	Grade 4 dry and wet

Lounge Chair


Leather Premium F (Santos palisander)







Leather Premium F (classic)





Leather Premium F (white-pigmented walnut)



Leather Premium F (American cherry)




Leather Premium F (black ash)



Leather Natural

Home, L6o




Leather Natural is a very soft cowhide leather; the untreated grain gives it a very natural appearance. It is porous, breathable and warm to the touch. Through use, it takes on a lively, characteristic patina. It is available in 4 colours.


Material	Aniline cowhide nappa leather with an open-pored texture and natural grain
Fastness to light	Type 3
Thickness	1,3-1,5 mm

Lounge Chair


Leather Natural (American cherry, Santos palisander, classic)




78
dark sand



68
chocolate




01
caramel




66
nero

Leather Natural (white-pigmented walnut)




78
dark sand

Leather Natural (black ash)



68
chocolate



66
nero